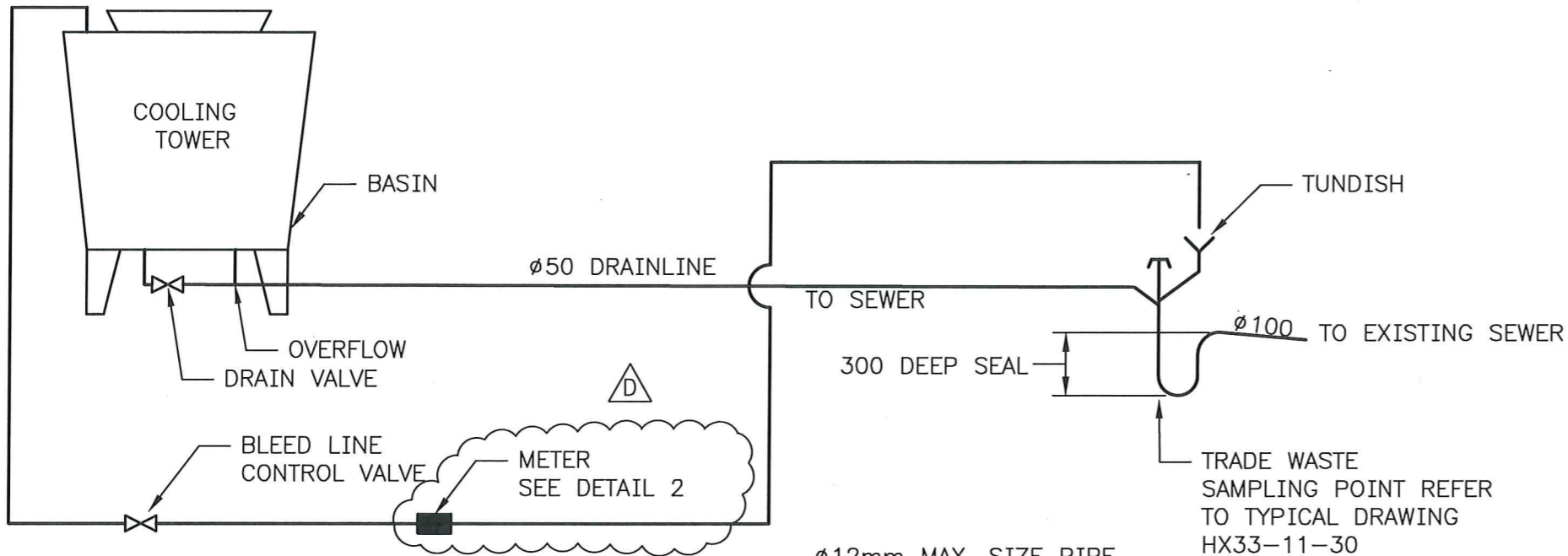
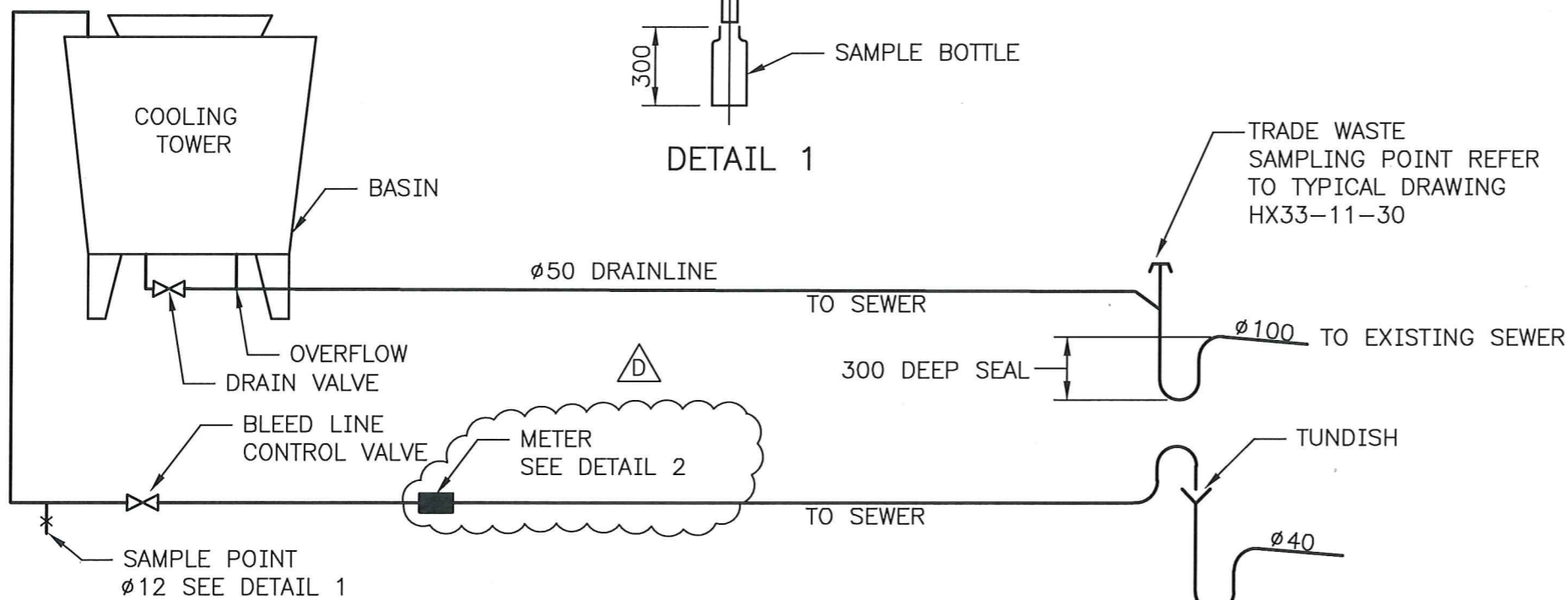


INSTALLATION TYPE A

FOR MORE INFORMATION REFER TO OUR TRADE WASTE WEB PAGE
<http://www.watercorporation.com.au/tradewaste>

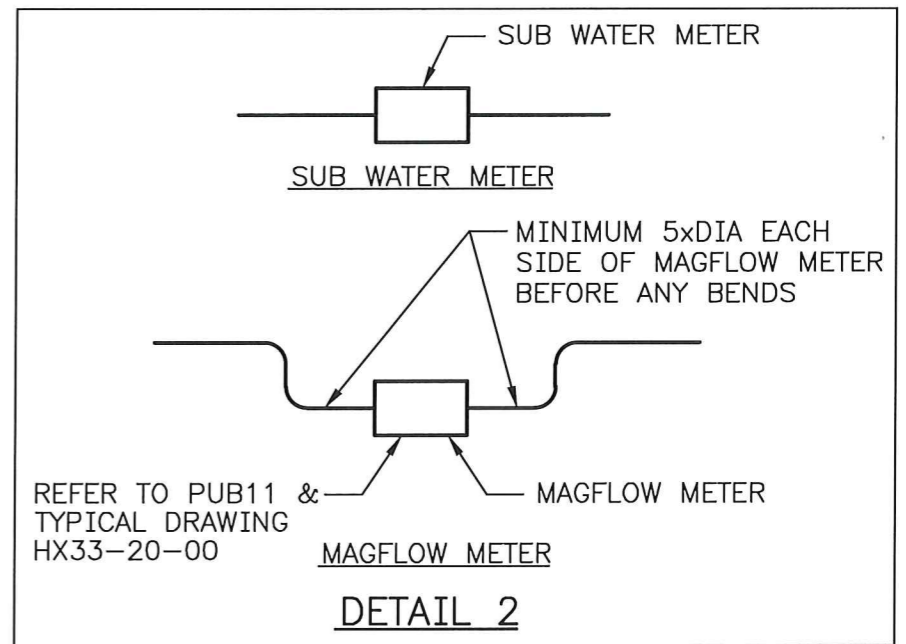
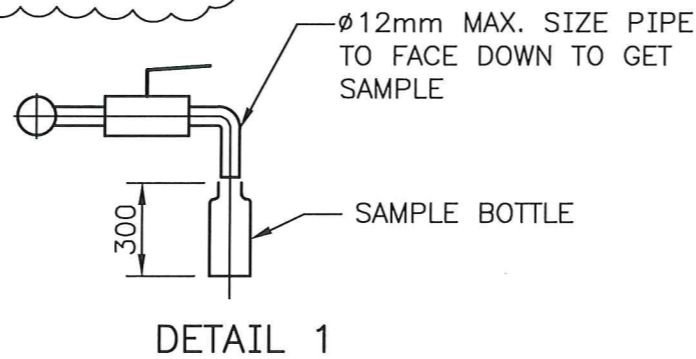


INSTALLATION TYPE B



GUIDELINES

1. ALL INSTALLATIONS REQUIRE AN APPLICATION TO DISCHARGE TRADE WASTE.
2. TRADE WASTE SAMPLING POINT TO BE A MINIMUM DN100 IN ACCORDANCE WITH TYPICAL DRAWING HX33-11-30.
3. THIS DRAWING IS TO BE USED IN CONJUNCTION WITH PUB 19.
4. ALL MEASUREMENTS ARE SHOWN IN MILLIMETRES.
5. 'INSTALLATION TYPE A' IS TO BE USED WHERE THE DRAINLINE FROM THE COOLING TOWER AND THE BLEED LINES CAN BE COMBINED TO A SINGLE TRADE WASTE SAMPLING POINT.
6. 'INSTALLATION TYPE B' IS TO BE USED WHERE THE DRAINLINE FROM THE COOLING TOWER AND THE BLEED LINE CAN NOT BE COMBINED. THIS ONLY APPLIES TO COOLING TOWERS THAT ARE NOT ADJOINING THE BLEED FACILITY.
7. AN APPROVED METER IS TO BE INSTALLED ON THE BLEED LINE DISCHARGING TO SEWER. REFER DETAIL 2
8. DISCHARGES FROM COOLING TOWER BASIN MAINTENANCE DUMPS ARE TO BE RECORDED IN LOG BOOK. THE LOG BOOK IS TO BE KEPT NEAR THE BLEED METER.
9. ALL MEASUREMENTS SHOWN ARE IN MILLIMETRES. ALL ASSOCIATED PLUMBING WORK IS TO COMPLY WITH THE PLUMBERS LICENSING AND PLUMBING STANDARDS REGULATIONS 2000 (THE PLUMBING REGULATIONS) AND LATEST VERSIONS OF AS/NZS 3500.1 AND AS/NZS 3500.2.
10. ALL ASSOCIATED PLUMBING WORK IS TO COMPLY WITH THE PLUMBERS LICENSING AND PLUMBING STANDARDS REGULATIONS 2000 (THE PLUMBING REGULATIONS) AND LATEST VERSIONS OF AS/NZS 3500.1 AND AS/NZS 3500.2.
11. ALL REQUIRED SUB-METERS MUST BE LOCATED IN AN ACCESSIBLE AND SAFE AREA TO FACILITATE READING.



REFER TO PUB11 & TYPICAL DRAWING HX33-20-00

SCALE: DIAGRAMMATIC

ISSUE	DATE	GRID	REVISION	DRN	REC	APPD
D	02/2020		PLUMBING REGULATION TITLE UPDATED	JMS	NT	MS
C	07/2016		WEBSITE DETAILS ADDED, GUIDELINES AMENDED	BJ	SJ	MS
B	06/2009		NOTE 9 REPLACED & NOTE 10 ADDED	RJ	GC	AM

DES CALC DES CHD DRN K MCGREGOR Q.C. CHD G CLEAVER	RECOMMENDED A MANZINGER SENIOR ASSESSMENTS OFFICER APPROVED J HEWITT MANAGER, INDUSTRIAL WASTES	01/08/2005 01/08/2005	<p>WATER CORPORATION</p>	<p>WATER CORPORATION TYPICAL DRAWINGS FOR TRADE WASTE COOLING TOWERS</p>	ORIGINAL SHEET SIZE A3
FILE 58584707 PROJECT	PLAN HX33-18-40	CAD ISSUE D MF			