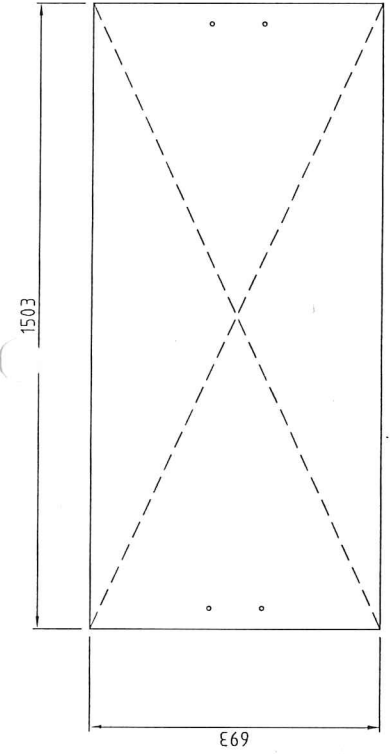
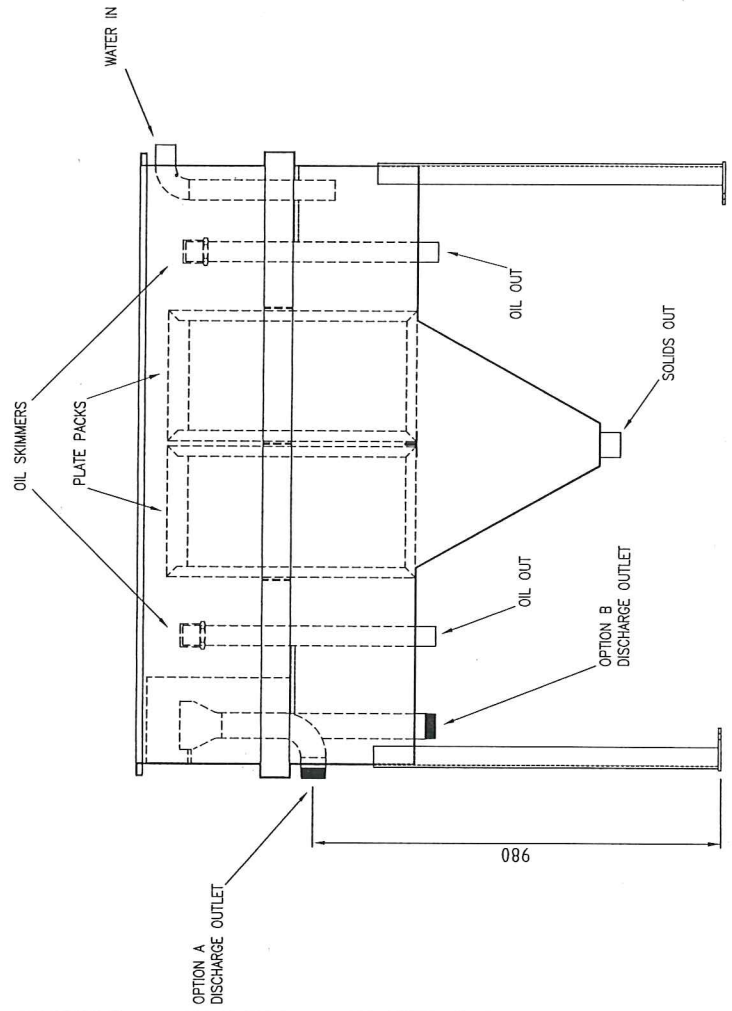
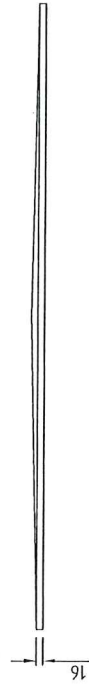


PLAN VIEW



LOOSE FITTING LID



SIDE VIEW

END VIEW INLET END

NOTES

- 1 UNLESS OTHERWISE STATED, ALL DIMENSIONS ARE INTERNAL (mm)
- 2 ALL WELDS, CONNECTIONS & JOINS TO BE FULLY WELDED (WATER TIGHT)
- 3 TANK & WELDS TO BE FABRICATED FROM 304 STAINLESS STEEL
- 4 METAL THICKNESS TO BE 2mm UNLTD.
- 5 ALL FITTINGS TO BE 304 STAINLESS STEEL UNLTD.
- 6 ALL FITTINGS TO BE FULL PENETRATION WELDS
- 7 THE TANK IS TO BE EXTERNALLY WELDED ONLY
- 8 ALL WELDS ARE TO BE FULL PENETRATION WELDS
- 9 GENERAL TOLERANCES TO BE ± 2mm UNLTD.
- 10 ALL TANKS TO BE SUBJECTED TO A STATIC HYDRAULIC TEST (2 HOURS)
- 11 ALL WELDS TO BE PASSIVATED INTERNALLY & EXTERNALLY
- 12 10MM ROUND BAR STIFFENERS TO BE USED ON ALL LONG PIPES.

MATERIAL LIST

LID	15mm THICK 304 SS SHEET
BODY	2mm THICK 304 SS SHEET
OIL DAM	15mm THICK 304 SS SHEET
LEGS	50 X 50 X 4 ANGLE
PIPE	ANSI B36.10 SCRM & SCH10 MATL. ASTM A312 TP 304
LR 90° BW ELBOWS	ANSI B36.10 SCRM MATL. ASTM A312 TP 304

NOZZLE SCHEDULE

NOZZLE MARK No	NO. REQD	SERVICE	SIZE	RATING	REMARKS
N1	1	WATER INLET	40	RRPLE	
N2	1	WATER OUTLET	50	RRPLE	
N3	2	OIL OUTLET	40	RRPLE	
N4	1	SOLIDS OUTLET	50	RRPLE	

DRWN	S. DESGN	CHKD	DATE	APPRV	DATE

UNAUTHORISED USE, REPRODUCTION OR MANUFACTURE IN WHOLE OR IN PART OF THIS DRAWING IS PROHIBITED AND WILL BE AT THE USER'S RISK. THIS DRAWING IS THE PROPERTY OF BALDWIN INDUSTRIAL SYSTEMS PTY LTD.

BALDWIN INDUSTRIAL SYSTEMS PTY LTD
 270 BALDWIN RD, COOPER NSW 2206 AUSTRALIA
 PHONE: 615 435 5444 FAX: 615 435 5445 BALDWIN 304 481 24 437

CLIENT: BALDWIN INDUSTRIAL SYSTEMS
 PROJECT: STANDARD STAINLESS STEEL BBSV CPS

TITLE: BBSV
 CPS GENERAL ARRANGEMENT

JOB No.	STOCK	SHEET/STOCK	REV
		BBSV-02	1

NO.	DATE	REVISION DESCRIPTION	ISSUED FOR INFORMATION	DATE	BY	DATE	BY
1		OPTIONS FOR WATER OUTLET CONFIGURATION					
2		ISSUED FOR INFORMATION					

NO.	DATE	REVISION DESCRIPTION	ISSUED FOR INFORMATION	DATE	BY	DATE	BY
1		OPTIONS FOR WATER OUTLET CONFIGURATION					
2		ISSUED FOR INFORMATION					

