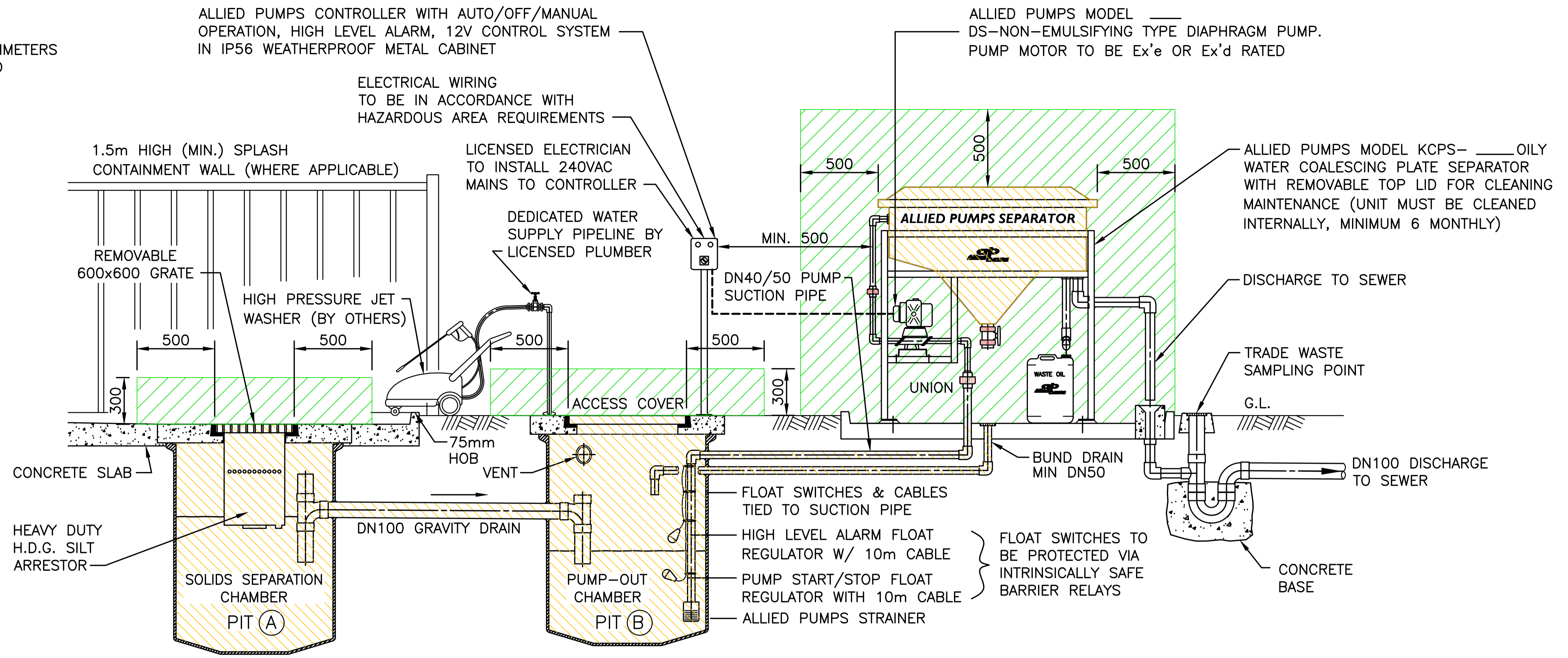


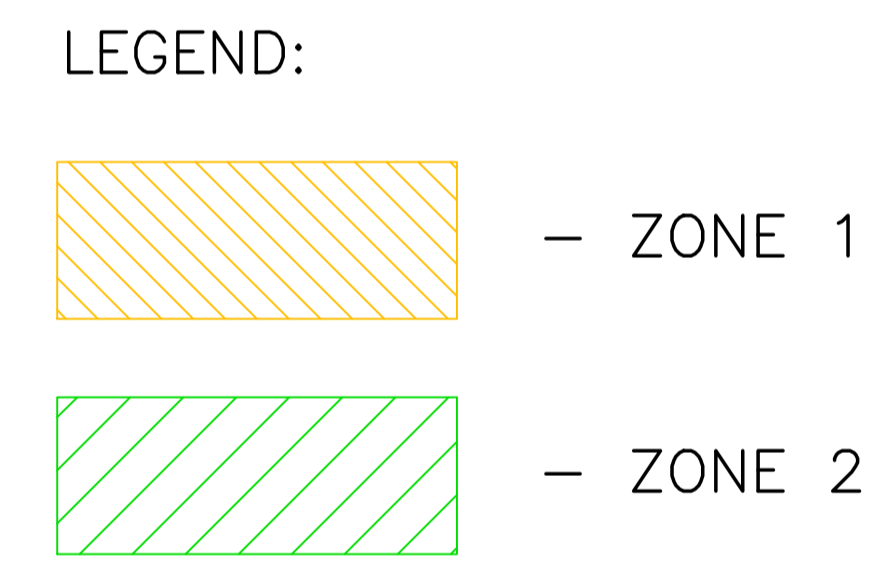
NOTE:

- ALL DIMENSIONS ARE IN MILLIMETERS UNLESS OTHERWISE SPECIFIED

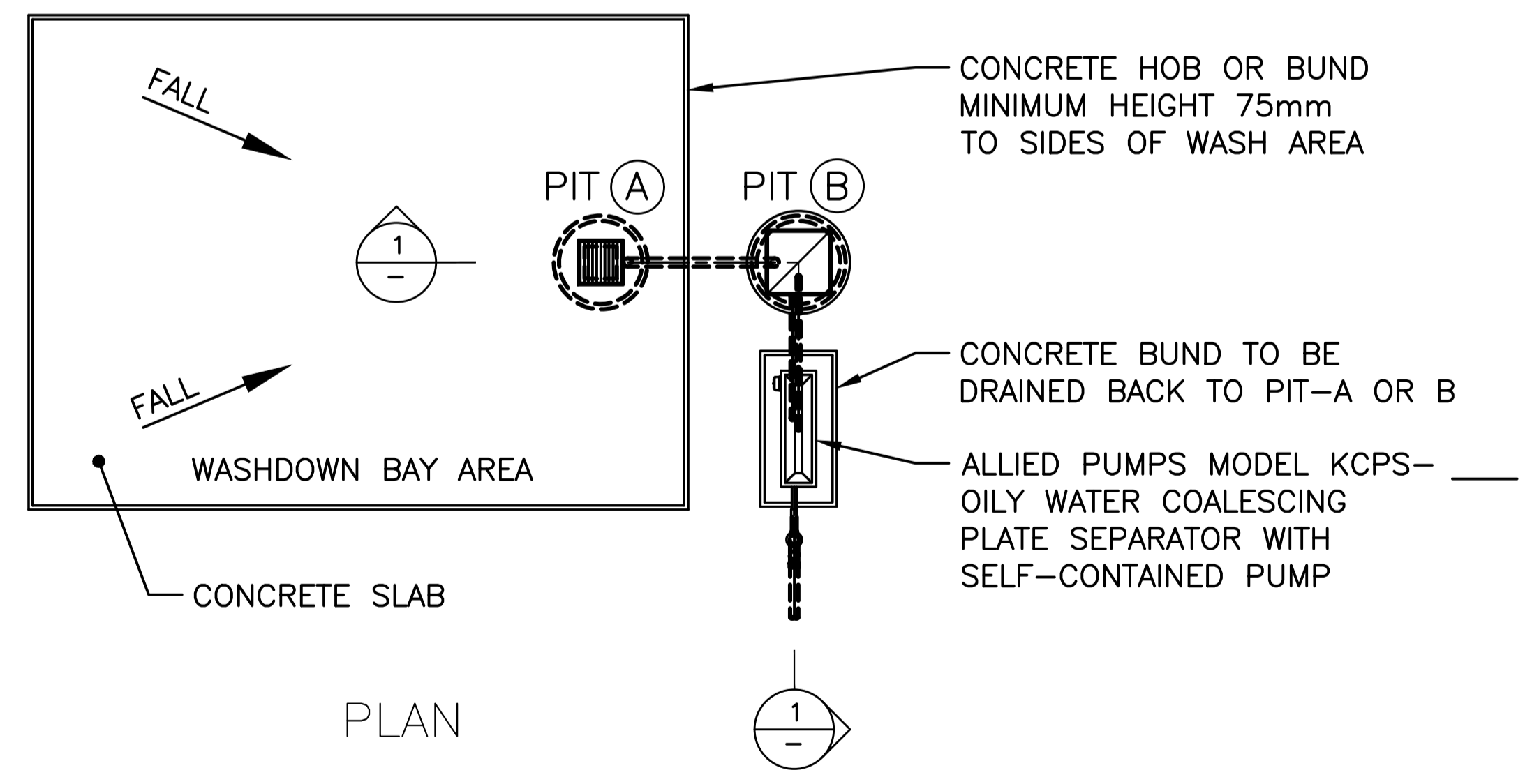


* RECOMMENDED EFFECTIVE CAPACITY OF PUMPOUT CHAMBER TO BE 75% OF NOMINAL HOURLY CAPACITY OF SEPARATOR AND IN ANY CASE NOT LESS THAN 900 LITRES.

* CONDUIT & WIRING OF FLOATS BACK TO ALLIED PUMPS CONTROLLER ON-SITE (BY OTHERS)



SECTION 1



- ITEMS OF EQUIPMENT IN PACKAGE
- ALLIED PUMPS COALESCING PLATE SEPARATOR KCPS- _____ WITH HOT DIP GALVANISED FRAME.
 - ALLIED PUMPS DIAPHRAGM PUMP DS- _____ MOUNTED AND PRE-PLUMBED TO SEPARATOR AND PRE-WIRED TO CONTROLLER.
 - ALLIED PUMPS CONTROL PANEL & 2 FLOAT REGULATORS.
 - WASTE OIL DRUM.
 - ALLIED PUMPS SUCTION STRAINER.
 - OPERATION & MAINTENANCE MANUAL.

- INSTALLATION DETAIL
- WASH BAY SIZE: _____
 - PIT-A SIZE: _____
 - PIT-B SIZE: _____
- EQUIPMENT SIZING
- SEPARATOR MODEL KCPS- _____ FS
 - NOMINAL FLOWRATE- _____ L/hr
 - PUMP MODEL DS- _____

TYPICAL SCHEMATIC LAYOUT ONLY

A TRADE WASTE APPLICATION MUST BE SUBMITTED TO WATER CORPORATION PRIOR TO COMMENCEMENT OF INSTALLATION

REV	DESCRIPTION	BY	DATE	CHK	DATE	APP	DATE	REFERENCE
C	TUN-DISH RELOCATED INSIDE THE BUND	MBC	05.07.18	TS	05.07.18	LAS	05.07.18	.
B	PROVISION OF TUN-DISH ON DISCHARGE	MBC	14.06.18	TS	14.06.18	LAS	14.06.18	.
A	INITIAL DRAFTING & ANNOTATION	MBC	03.04.18	TS	03.04.18	LAS	03.04.18	.

Specialists in Package Pumping Solutions

2 Modal Crescent (Cnr Baile Rd)
Canning Vale, WA 6155
+61 (08) 9350 1000
www.alliedpumps.com.au

COPYRIGHT. THIS DRAWING AND DESIGN MUST NOT BE COPIED IN WHOLE OR IN PART WITHOUT THE WRITTEN CONSENT OF ALLIED PUMPS AND AS REPRODUCED MUST CARRY ALLIED PUMPS DESIGNATION.

CLIENT:	ALLIED PUMPS	TITLE:	ALLIED PUMPS COALESCING PLATE OILY WATER SEPARATOR SYSTEM FOR FLAMMABLE LIQUIDS GENERAL ARRANGEMENT
PROJECT:	DRAFTED ORIGINAL FACTORY DRAWING	INTERNAL DOC CONTROL:	xxxx
SHEET SIZE:	A1	SCALE:	NTS
PROJECT DRG. No.	KCPS-15FS-OWSFL-01	REVISION:	C