









Standard Signage for Treatment & Chemical Dosing Plants

TREATMENT or CHEMICAL DOSING PLANTS

LARGE CHEMICAL PIPELINE MARKER (WCSS452) (Examples)

	ALL CHEMICALS INCLUDING CHLORINE SOLUTION LINES
	INCLUDING OTHER EFFLUENTS, SLUDGES, BACKWASH WATERS, WASTEWATERS, ETC
	INCLUDING LIQUIFIED GAS
	DISINFECTED WATER ONLY
	INCLUDING DIGESTER GAS
	INCLUDING PETROL & OTHER FUEL OILS & LUBRICANTS
	 special hazard safety signal

WATER CORPORATION, WATER & WASTEWATER STANDARD COLOUR CODING FOR PIPEWORK: DWG No. EG71-1-1

These **Pipe Identification Markers** are for pipes **greater than 40mm** and must comply with AS 2700 - 2011 & AS 1345 – 1995 (text indicating pipe contents, a background colour, and a white contrasting border with chevron(s) to indicate directional flow of contents).

Material: Self-sticking vinyl.

- The **Large Chemical Pipeline** marker(s) are to be posted adjacent to all junctions, valves, service appliances, bulkheads, wall penetrations (and the like) and spaced not more than 8 metres apart.
- The **Large Chemical Pipeline** marker shall be placed with the words longitudinally along the pipe so that they are visible from all directions.
- Note: Wherever there is **special hazard** (*i.e. a Dangerous Goods* that may cause harm to operators/maintainers within a service), then an additional yellow & black striped band shall be displayed in conjunction with the **Pipe Identification Marker**.